

WORLD STEEL DYNAMICS

Peter F. Marcus

Karlis M. Kirsis

Donald F. Barnett, Consultant

North American Critical Path Analysis of Capability and Performance

SAMPLE

WORLDSTEELDYNAMICS

North American Critical Path Analysis

USA: Flat Rolled Producers

Acme
AK Steel
 Ashland/Middletown
Bethlehem
 Burns Harbor
 Sparrows Point
California Steel
Citisteel
Delta
Gallatin
Geneva
Gulf States
Ispat-Inland

IPSCO

USA #1
USA #2

LTV

 Cleveland
 Indiana Harbor
National
 Granite City
 Great Lakes/Midwest
Nucor
 Berkeley
 Blytheville

Crawfordsville
Hickman
North Carolina
Oregon
Rouge
SDI
Trico
Tuscaloosa
USS
 Fairfield
 Fairless/Mon Valley
 Kobe/Lorain
 Gary
UPI
WCI
Weirton
Wheeling-Pittsburgh

Canada: Flat Rolled Producers

Algoma
Dofasco
IPSCO-Regina
Ispat-Sidbec
Stelco
 Hamilton/Lake Erie

Note: Critical Path Analysis includes for each facility flow tables on:

Material Requirements

Facility Capacity

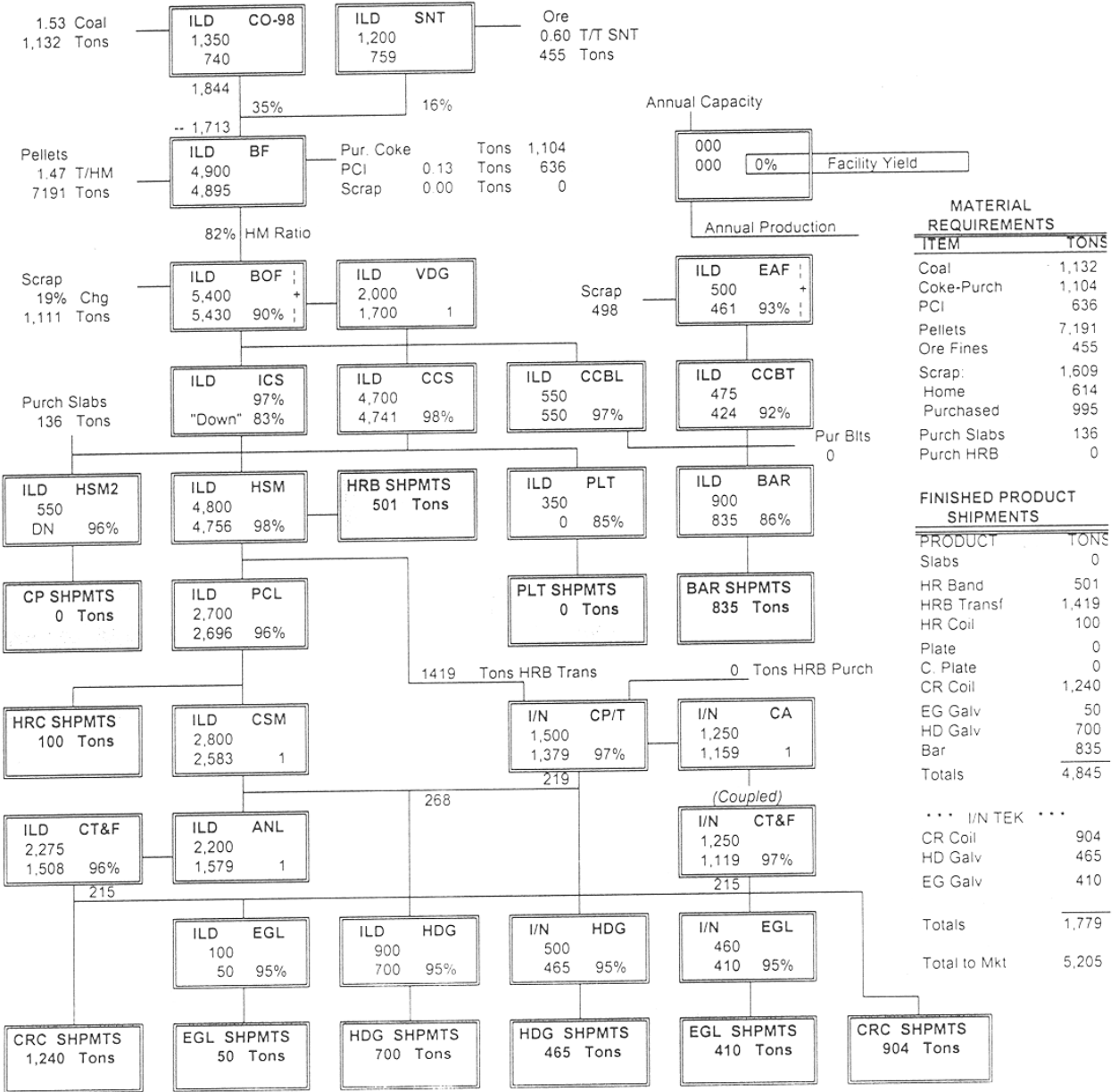
Shipments

Cash Operating Costs

WORLDSTEELDYNAMICS

Company X

MATERIAL REQUIREMENTS - 19 (1,000 Tons)

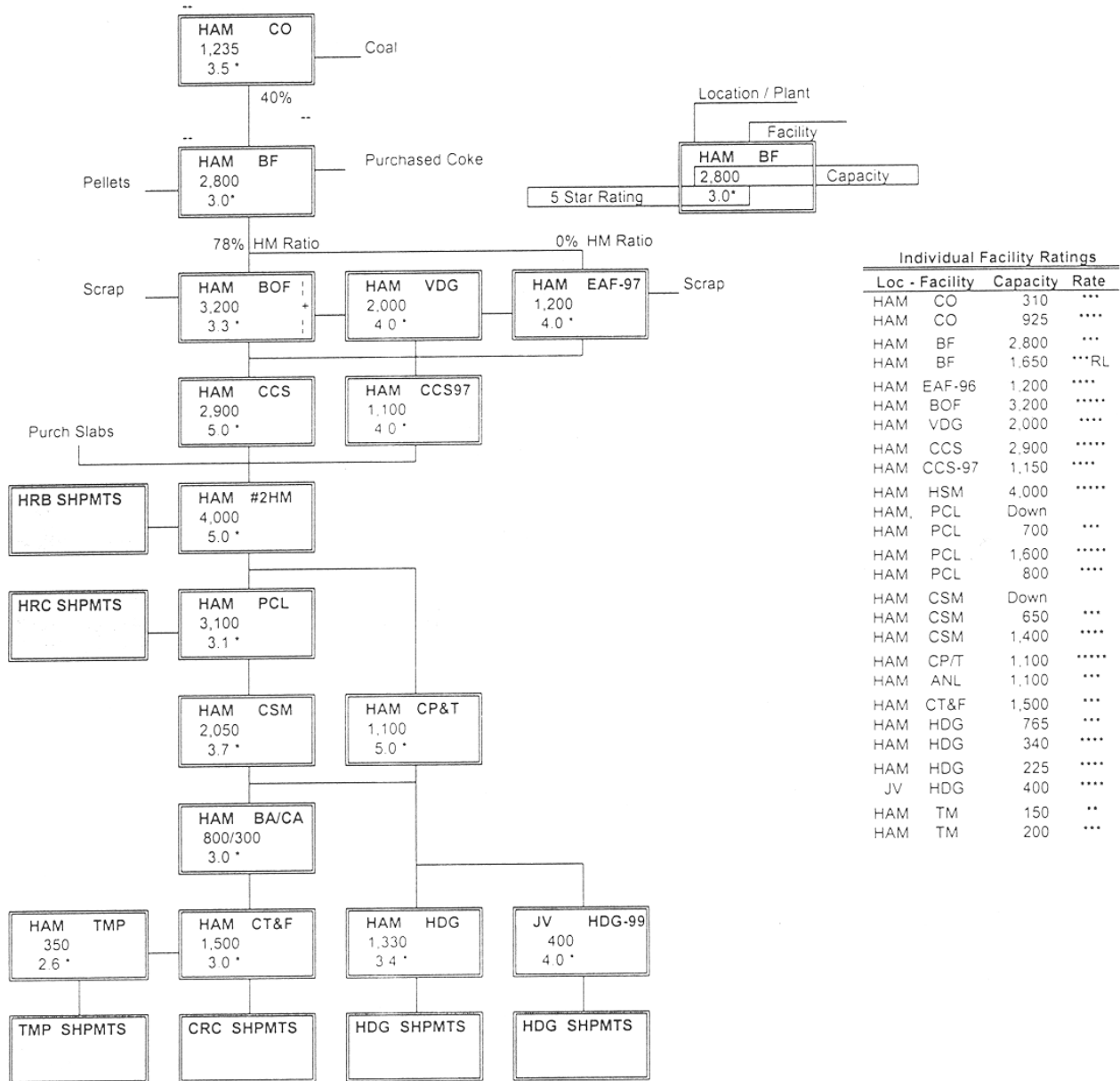


FACILITY CAPACITY UTILIZATION FACTOR = 95% (Finishing Facilities Only)

WORLDSTEELDYNAMICS

Company Y

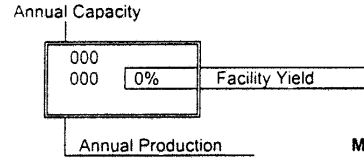
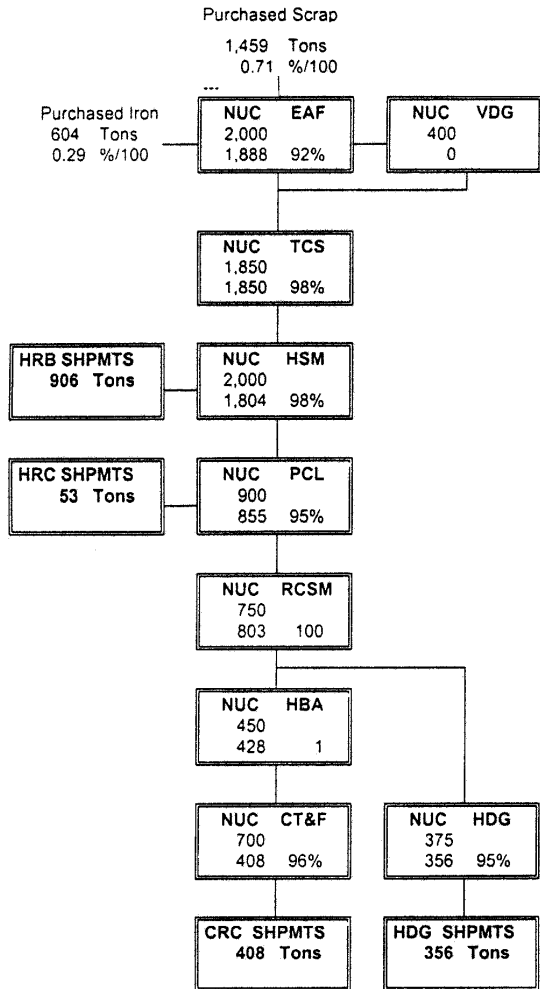
FACILITY CAPACITY - 19
(1,000 Tons) (CU=95%)



WORLDSTEELDYNAMICS

Company Z

SHIPMENTS AT 1999 CAPACITY (1,000 Tons) (CU=95%)



MATERIAL REQUIREMENTS	
ITEM	TONS
DRI	604
Scrap	1,459
Home	108
Purch Slab	1,351

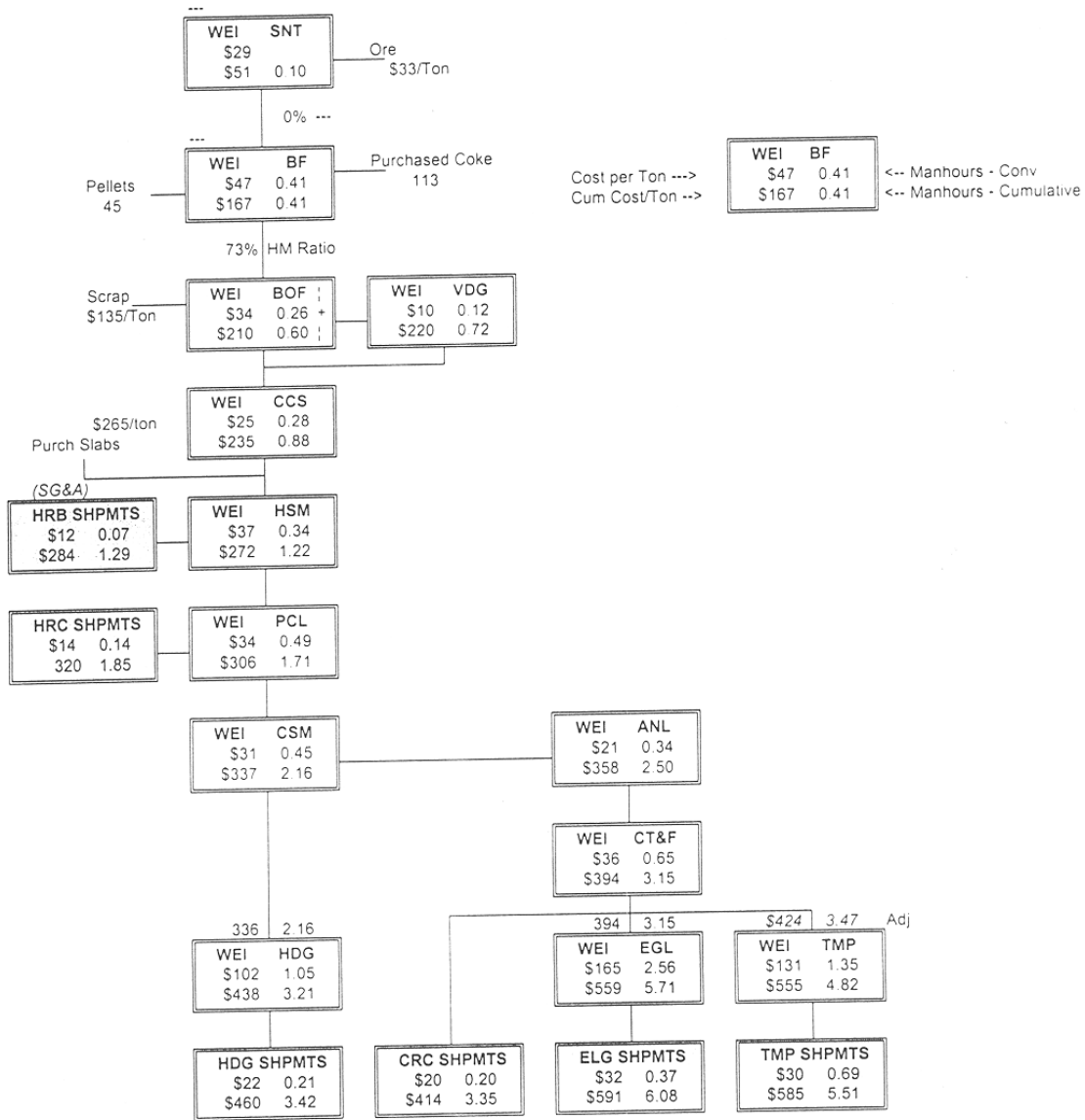
FINISHED PRODUCT SHIPMENTS	
PRODUCT	TONS
HR Band	906
HR Coil	53
CR Coil	408
HD Galv	356
Totals	1,723

FACILITY CAPACITY UTILIZATION FACTOR = 95% (Finishing Facilities Only)

WORLDSTEELDYNAMICS

Company ZZ

CASH OPERATING COST - 19
MANHOURS PER TON - 19



WORLDSTEELDYNAMICS

NORTH AMERICA: CRITICAL PATH ANALYSIS OF CAPABILITY AND PERFORMANCE

For over 30 major flat product plants in North America, including all new mini flat mills, this study shows in diagrammatic flow chart form facility capacities, material, manhour flows, shipments by product for all major producers and raw material requirements. It provides the status of existing and new facilities and outlines the technical specifications

\$20,000 _____

Please call or fax **Peter F. Marcus** or **Karlis M. Kirsis**, Managing Partners.

Tel: **(201) 503-0900** Fax: **(201) 503-0901** E-mail: wsd@WorldSteelDynamics.com

Click One of the Following Buttons for More Information:

